

1. सर्वप्रथम RAMA Payroll की वेबसाइट **ramapayroll.upgov.net** पर जाएं |

⇒ Visit **ramapayroll.upgov.net** for Payroll website.

- यदि अपलोड की जाने वाली फाइल का फॉर्मेट **PDF** नहीं है तो वेबसाइट पर नीचे दिए गए लिंक **“Attendance Sheet को PDF में बदलने के लिए यहाँ क्लिक करें”** पर क्लिक करके डाक्यूमेंट्स को **PDF** फॉर्मेट में कन्वर्ट कर लें |
- If attendance sheet is not in pdf format, then click on given link **“Attendance Sheet को PDF में बदलने के लिए यहाँ क्लिक करें”** below User Login.

⇒ Website पर 2 LOGIN SECTION दिए गए|

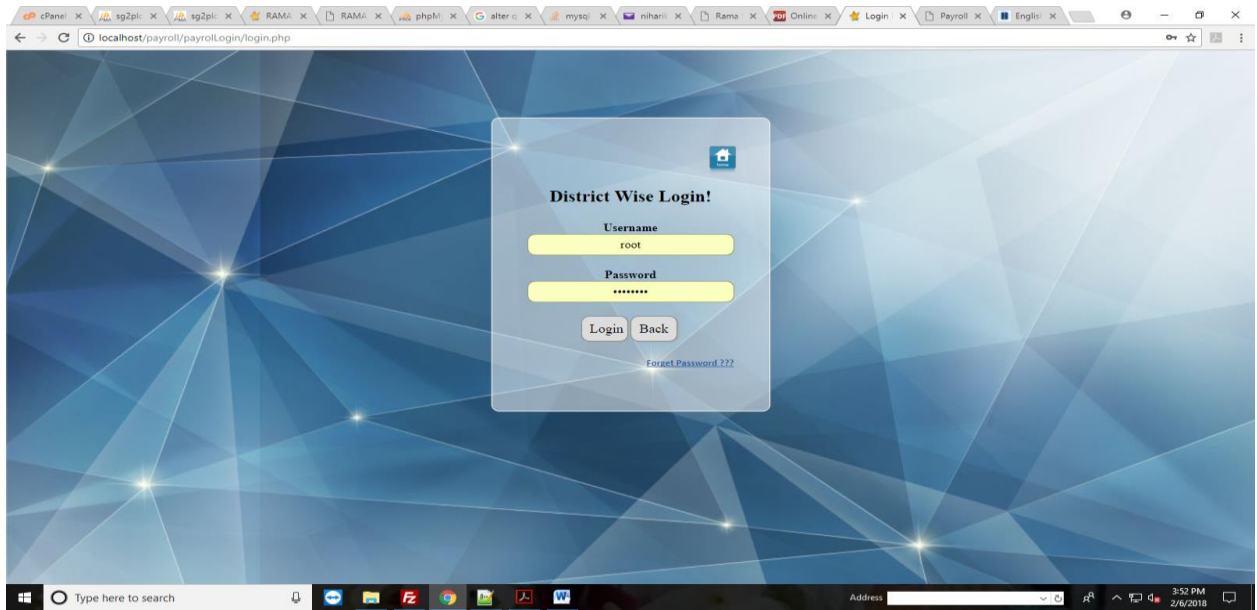
- **DEPARTMENT CONCERN OFFICER (District wise, Mandal wise ,Scheme / State Level)**
- **RAMA CONCERN OFFICER (Rama Head Office, Mandal Wise)**

The screenshot shows a web browser window with multiple tabs open. The active tab is 'localhost/payroll/'. The website header features the 'payroll' logo and a 'Home' link. The main content area is titled 'PAYROLL MANAGEMENT SYSTEM' and includes a 'LOGIN SECTION' with two buttons: 'DEPARTMENT CONCERN OFFICER' and 'RAMA CONCERN OFFICER'. Below these buttons is a link for 'USER MANUAL' and a red text instruction: 'Attendance Sheet को PDF में बदलने के लिए यहाँ क्लिक करें।'. The footer contains copyright information: '© 2018 | Design by Rama Infotech Pvt Ltd || For Updated View Press Ctrl+F5'. The Windows taskbar at the bottom shows the search bar, task icons, and system tray with the time 3:43 PM on 2/6/2018.


➤ DEPARTMENT CONCERN OFFICER

1. DEPARTMENT CONCERN OFFICER में drop down में **District Wise** Login select करें |

⇒ Enter **USERNAME** & **PASSWORD** and click on **LOGIN** button.



➤ **Login** करने के बाद आपका का डैशबोर्ड खुलेगा जिसमें आपको **ATTENDANCE** अपलोड करने, **BILL** देखने, **PAYMENT RECEIPT** अपलोड करने एवं **SALARY** देखने के **Tab** है।



Attendance Upload करने एवं पुरानी अपलोड की गई Attendance को देखने हेतु

- नीचे दिए गए **ATTENDANCE TAB** पर क्लिक |
- Attendance अपलोड करने के लिए मांगी गई सम्पूर्ण जानकारी भरकर **SUBMIT** बटन पर क्लिक करें |

MEDICAL EDUCATION

SGPGI (Lucknow)

कृपया Upload की जाने वाली File के नाम में किसी भी प्रकार के Special Character (!@#\$%^&*()_+~:;"/'<>?][{})) का इस्तेमाल न करें | अन्यथा Attendance मान्य नहीं होगी |

UPLOAD ATTENDANCE

Department: MEDICAL EDUCATION Scheme: SGPGI

Division: LUCKNOW District: LUCKNOW

Sub Location: NURSING

Month: [Dropdown] Upload File (only 1024 kb): [Choose File] No file chosen

Feedback: [Dropdown] Remark: [Text Field]

Total Employee Working: [Dropdown] Total Employee Attendance: [Dropdown]

[Submit] [Back] [View Old Attendance]

नोट- अपलोड फाइल के विकल्प में सिर्फ एक फाइल ही अपलोड की जा सकती है

अतः एक से अधिक पन्नों (pages) की अटेंडेंस होने पर सभी पन्नों (pages) को एक साथ मर्ज (Merge) कर PDF फाइल बना लें Merge करने के लिए दी गई लिंक पर क्लिक करेंयहाँ क्लिक करें

Copyright ©2016 All rights Reserved | Designed by RAMA INFOTECH PVT LTD

- इसी प्रकार **BILL** देखने के लिए **BILL TAB** पर क्लिक करें |

MONTH: August 2017 [Search] [Back]

Report - Medical education
Bill - SGPGI

S.No	District	Sub Location	Month	Bill
1	Lucknow	Research	December 2017	Y
2	Lucknow	Biothics	December 2017	Y
3	Lucknow	Core-lab	December 2017	Y
4	Lucknow	PG-hostel	December 2017	Y
5	Lucknow	Finance	December 2017	Y
6	Lucknow	IRF	December 2017	Y
7	Lucknow	IRF-2	December 2017	Y
8	Lucknow	Nursuing	December 2017	Y
9	Lucknow	Admin	December 2017	Y
10	Lucknow	HRF-PH	December 2017	Y
11	Lucknow	HRF-DEO	December 2017	Y
12	Lucknow	Nursuing	November 2017	Y
13	Lucknow	Research	November 2017	Y
14	Lucknow	Biothics	November 2017	Y
15	Lucknow	Core-lab	November 2017	Y
16	Lucknow	PG-hostel	November 2017	Y
17	Lucknow	Finance	November 2017	Y
18	Lucknow	IRF-2	November 2017	Y
19	Lucknow	Admin	November 2017	Y
20	Lucknow	HRF-PH	November 2017	Y
21	Lucknow	HRF-DEO	November 2017	Y
22	Lucknow	IRF	November 2017	Y
23	Lucknow	Admin	October 2017	Y
24	Lucknow	Biothics	October 2017	Y

- इसी प्रकार **PAYMENT** अपलोड के लिए **PAYMENT TAB** पर क्लिक करें |

ramapayroll.upgov.net/paymentreport.php

payroll

MONTH August 2017 Search

Report - Medical education
Bill - SGPGI

S.No	District	Sub Location	Month	Payment Receipt
1	Lucknow	Research	December 2017	Y
2	Lucknow	Biothics	December 2017	Y
3	Lucknow	Core-lab	December 2017	Y
4	Lucknow	PG-hostel	December 2017	Y
5	Lucknow	Finance	December 2017	Y
6	Lucknow	IRF	December 2017	Y
7	Lucknow	IRF-2	December 2017	Y
8	Lucknow	Nursuing	December 2017	Y
9	Lucknow	Admin	December 2017	Upload
10	Lucknow	HRF-PH	December 2017	Y
11	Lucknow	HRF-DEO	December 2017	Y
12	Lucknow	Nursuing	November 2017	Y
13	Lucknow	Research	November 2017	Y
14	Lucknow	Biothics	November 2017	Y
15	Lucknow	Core-lab	November 2017	Y
16	Lucknow	PG-hostel	November 2017	Y
17	Lucknow	Finance	November 2017	Y
18	Lucknow	IRF-2	November 2017	Y
19	Lucknow	Admin	November 2017	Y
20	Lucknow	HRF-PH	November 2017	Y
21	Lucknow	HRF-DEO	November 2017	Y
22	Lucknow	IRF	November 2017	Y
23	Lucknow	Admin	October 2017	Y

➤ **PAYMENT** अपलोड के लिए महीने का चयन करें तथा Search बटन पर क्लिक करें आप को उस माह का पेमेंट अपलोड करने के **UPLOAD** बटन पर क्लिक करें |

ramapayroll.upgov.net/paymentupload.php?dept1=Medical%20Education&sche1=SGPGI&host1=Admin&dist1=Lucknow&month1=December%202017

payroll

MEDICAL EDUCATION

NOTE: बिल के सापेक्ष किये गए भुगतान का विवरण अपलोड करने के लिए निम्न बिन्दुओं का क्रमवार पालन करें |

- सबसेपहम अपनी डॉक्यूमेंट फाइल अपलोड करें |
- अंत में Submit बटन पर क्लिक करें |

UPLOAD PAYMENT FILE

Department:

Scheme:

Sub Location:

District:

Bill Month:

Bill:

Month:

Upload Payment File: No file chosen

Copyright ©2016 All rights Reserved | Designed by RAMA INFOTECH PVT LTD

➤ इसी प्रकार **SALARY** देखने के लिए **SALARY TAB** पर क्लिक करें।

Report - Medical education Attendance - SGPGI					
S.No	District	Sub Location	Month	Salary	Remark
1	Lucknow	Research	December 2017	Y	done
2	Lucknow	Biothics	December 2017	Y	done
3	Lucknow	Core-lab	December 2017	N	
4	Lucknow	PG-hostel	December 2017	N	
5	Lucknow	Finance	December 2017	Y	DONE
6	Lucknow	IRF	December 2017	Y	DONE
7	Lucknow	IRF-2	December 2017	Y	DONE
8	Lucknow	Nursing	December 2017	N	
9	Lucknow	Admin	December 2017	N	
10	Lucknow	HRF-PH	December 2017	Y	DONE
11	Lucknow	HRF-DEO	December 2017	Y	DONE
12	Lucknow	Nursing	November 2017	Y	done
13	Lucknow	Research	November 2017	Y	done
14	Lucknow	Biothics	November 2017	Y	done
15	Lucknow	Core-lab	November 2017	Y	done
16	Lucknow	PG-hostel	November 2017	Y	done
17	Lucknow	Finance	November 2017	Y	done
18	Lucknow	IRF-2	November 2017	Y	done
19	Lucknow	Admin	November 2017	Y	DONE
20	Lucknow	HRF-PH	November 2017	Y	done
21	Lucknow	HRF-DEO	November 2017	Y	d
22	Lucknow	IRF	November 2017	Y	done
23	Lucknow	Admin	October 2017	Y	
24	Lucknow	Biothics	October 2017	Y	
25	Lucknow	Core-lab	October 2017	N	
26	Lucknow	Finance	October 2017	Y	

2. DEPARTMENT CONCERN OFFICER में drop down में **Mandal Wise Login** select करें।

➤ Enter **USERNAME** & **PASSWORD** and click on **LOGIN** button.

Mandal Login !

Username
rama

Password

Login Back Forget Password

➤ **Login** करने के बाद आपका का डैशबोर्ड खुलेगा

The screenshot shows a web browser window with the URL ramapayroll.upgov.net/pagemandal.php. The page title is "MANDAL PANEL" under the "AGRICULTURE" section. Below the title, there is a sub-header "AGRICULTURE STATISTICS AND CROP INSURANCE PLAN - (Agra)". The main content area contains three buttons: "REPORT" (with a document icon), "SUMMARY" (with a hand holding a pen icon), and "RESET PASSWORD" (with a padlock icon). The footer of the page reads "Copyright ©2015 All rights Reserved | Designed by RAMA INFOTECH PVT LTD".

➤ **ATTENDANCE, BILL, PAYMENT RECEIPT** एवं **SALARY** देखने के लिए **REPORT** Tab पर क्लिक करे।

The screenshot shows the "REPORT AGRICULTURE STATISTICS AND CROP INSURANCE PLAN- (AGRA)" page. At the top, there are dropdown menus for "Select District" and "Select Month", along with "Search" and "Back" buttons. Below this is a table titled "Report (Attendance / Bill / Payment)".

S.No	Department	Scheme	District	Sub Location	Month	Attendance	Bill	Payment	
								Dept to Rama	Rama to Emp.
1	Agriculture	AGRICULTURE STATISTICS AND CROP INSURANCE PLAN	Mathura	-	September 2016	Y	Y	Y	Y
2	Agriculture	AGRICULTURE STATISTICS AND CROP INSURANCE PLAN	Mathura	-	October 2016	Y	Y	Y	Y
3	Agriculture	AGRICULTURE STATISTICS AND CROP INSURANCE PLAN	Mathura	-	November 2016	Y	Y	Y	Y
4	Agriculture	AGRICULTURE STATISTICS AND CROP INSURANCE PLAN	Mathura	-	May 2016	Y	Y	Y	Y
5	Agriculture	AGRICULTURE STATISTICS AND CROP INSURANCE PLAN	Mathura	-	June 2016	Y	Y	Y	Y
6	Agriculture	AGRICULTURE STATISTICS AND CROP INSURANCE PLAN	Mathura	-	July 2016	Y	Y	Y	Y
7	Agriculture	AGRICULTURE STATISTICS AND CROP INSURANCE PLAN	Mathura	-	January 2017	Y	Y	Y	Y
8	Agriculture	AGRICULTURE STATISTICS AND CROP INSURANCE PLAN	Mathura	-	December 2016	Y	Y	Y	Y

The footer of the page reads "© 2016 | Design by Rama Infotech Pvt Ltd || For Updated View Press Ctrl+F5".

➤ **Latest Month Wise Summary** देखने के लिए **SUMMARY** Tab पर क्लिक करे।

S.no	District	Post name	Attendance	Bill	Payment From	
					Dept. to Kama	Kama to Empl
1	Agra	-	December 2016	December 2016	December 2016	December 2016
2	Firozabad	-	December 2016	December 2016	December 2016	December 2016
3	Mainpuri	-	December 2016	December 2016	December 2016	December 2016
4	Mathura	-	December 2016	December 2016	December 2016	December 2016



3. DEPARTMENT CONCERN OFFICER में Drop Down में **SCHEME / STATE LEVEL** Login select करें |

⇒ Enter **USERNAME** & **PASSWORD** and click on **LOGIN** button.

➤ **Login** करने के बाद आपका का डैशबोर्ड खुलेगा जिसमे आपको **ATTENDANCE, BILL, PAYMENT RECEIPT, SALARY, REPORT** एवं **SUMMARY** देखने के ऑप्शन है |

Browser tabs: cPanel, sg2pl, sg2pl, RAMA, RAMA, phpM, alter o, mysql, nihari, Rama, Online, Payroll, English, english

Address bar: localhost/payroll/pagedept.php







Logo: payroll

Logout

DEPARTMENT PANEL

SWASTHYA VIBHAG

Blood Bank

 View Attendance	 View Bill	 View payment	 View salary	 REPORT	 Reset password
---	---	--	---	---	--

Windows taskbar: Type here to search, Address, 4:58 PM 2/6/2018